

# TOEIC Bridge<sup>®</sup> DATA & ANALYSIS 2010

Number of examinees and average scores in FY2010

< Table of contents >

|   |   |
|---|---|
| I Trend in the number of examinees .....                          | 1 |
| II SP test data .....   | 2 |
| III IP test data (Overall) .....                                  | 3 |
| IV IP test data (Companies and organizations) .....               | 6 |
| V IP test data (Schools) .....                                    | 7 |
| VI Secure Program (SP) and Institutional Program (IP) tests ..... | 9 |

The name TOEIC Bridge® incorporates the concept of a "bridge" to the TOEIC® test. The TOEIC Bridge was developed as a global standard with which to measure the basic communicative English language proficiency of beginning learners. From November 2001 to date, it has been conducted in 35 countries around the world. In Japan, in addition to the individual examinees, it was adopted by approximately 500 companies, organizations and schools in FY2010. The TOEIC Bridge has been created to offer the same features as the TOEIC test, such as the expression of assessment as a numerical score and high reliability as a measure of English proficiency, but it is aimed at measuring the proficiency levels of beginning and intermediate learners. By taking advantage of these features, the TOEIC Bridge can be used by educational institutions, such as universities and senior high schools, as well as companies and organizations as a first step for those who are about to embark on the task of gaining higher English proficiency with the eventual aim of taking the TOEIC test, or as a motivator for those who have already taken the TOEIC test, but have yet to achieve a satisfactory score. There are two ways of providing the opportunity to take the TOEIC Bridge: the Secure Program (SP) test and the Institutional Program (IP) test. The SP test is administered on the date and at the place specified by the Institute for International Business Communication and the IP test is conducted on the date and at a place set according to the convenience of the administering companies, organizations or schools. This material is based on data from those who took the TOEIC Bridge SP and IP tests in FY2010 (April 2010 to March 2011). The average values of the total scores in the charts shown below are calculated according to the formula: average listening score + average reading score.

Statistical Relationships between the TOEIC Bridge® Scores and the TOEIC® Listening and Reading Total Scores

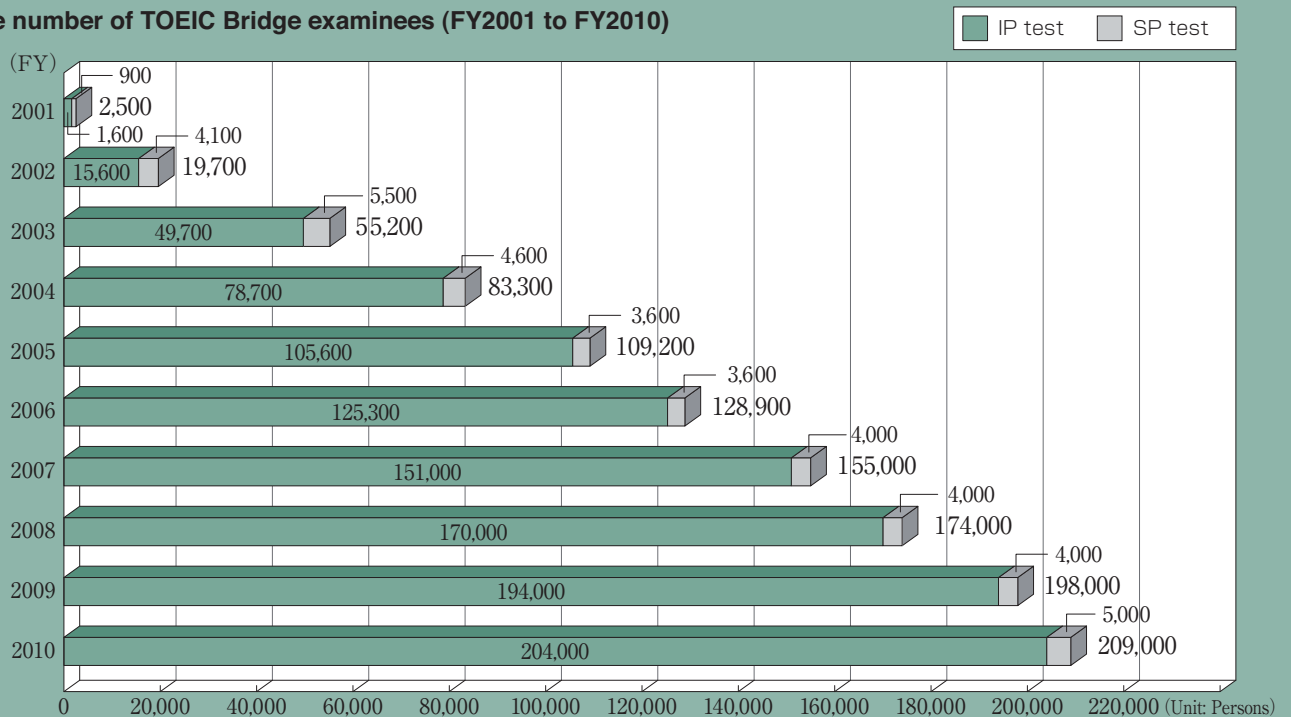
| TOEIC Bridge Score | TOEIC Listening & Reading Total Score |
|--------------------|---------------------------------------|
| 90                 | 230                                   |
| 100                | 260                                   |
| 110                | 280                                   |
| 120                | 310                                   |
| 130                | 345                                   |
| 140                | 395                                   |
| 150                | 470                                   |
| 160                | 570                                   |

Guidelines for understanding the score comparison table

- The TOEIC scores are predicted from the TOEIC Bridge scores using the data (N=15,569) randomly drawn from the examinees in Japan and South Korea. This is simply because the two countries have the largest number of TOEIC Bridge examinees worldwide.
  - The data was collected from November 2000 to September 2005. All the examinees took the two tests within six months. Examinees took the tests in the Secure Program (SP) and/or Institutional Program (IP). Most of the examinees took the TOEIC Bridge test first, then the TOEIC test.
  - The average age of test takers in the sample was 20 years old. The largest two education groups were university/college (31%), and high school (23%).
  - The predicted scores may be sample-dependent. Results shown here may not be generalized to other samples.
  - Although the TOEIC Bridge results are expressed in a total score between 20 and 180, this table only shows the score range between 90 and 160. This is because the TOEIC test has many more questions that measure higher ability levels ("more than 180") than the TOEIC Bridge test. On the other hand, the TOEIC test has few questions suited for "less than 90" level while the TOEIC Bridge test is meant to measure lower ability levels. Hence, Educational Testing Service (ETS) determined that the range of TOEIC Bridge scores either "less than 90" or "more than 160" are not appropriate for comparison purposes.
- \*ETS has recently reexamined the score comparison table and made an adjustment to a score relationship. Examinees scoring 150 or higher (formerly 160 or higher) on the TOEIC Bridge should consider taking the TOEIC test. (Last modified: August 2007)

I Trend in the number of examinees

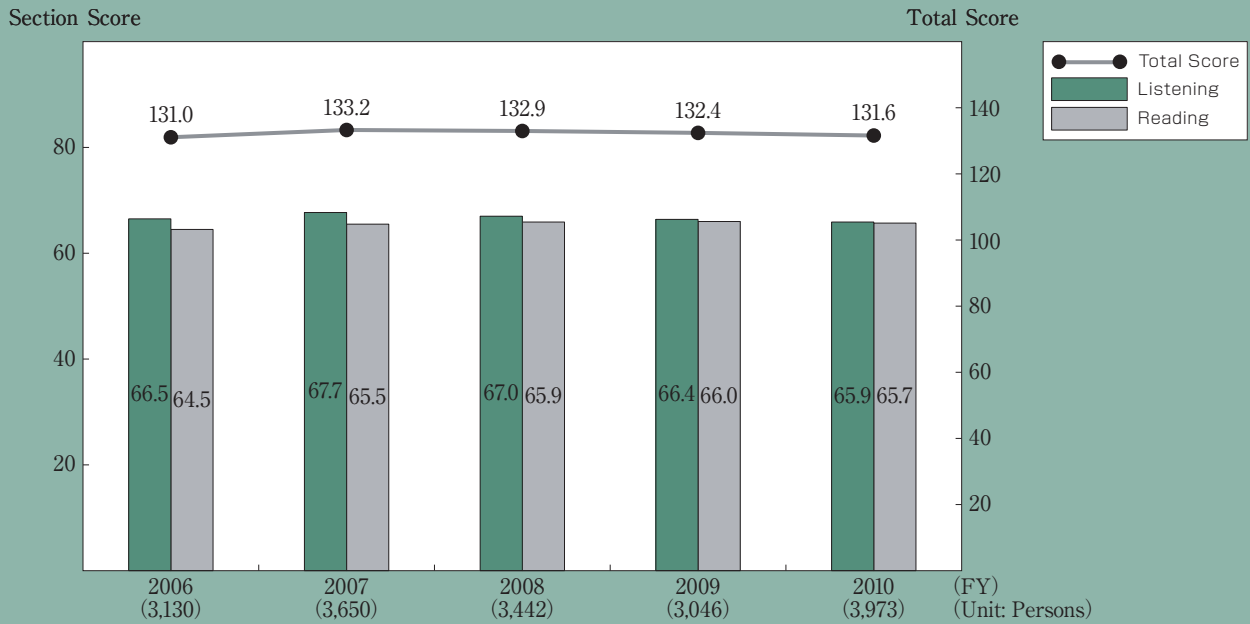
I Trend in the number of TOEIC Bridge examinees (FY2001 to FY2010)



※The figures from FY2007 to FY2009 were rounded to the nearest thousand. The figures from FY2001 to FY2006 were rounded to the nearest hundred.

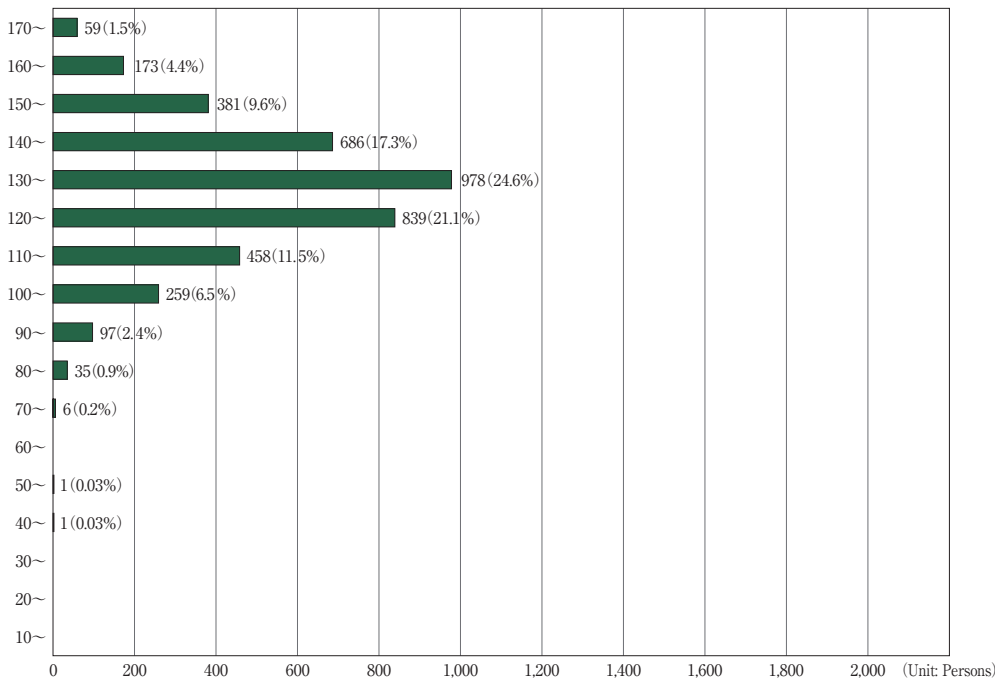
II SP test data

II-1 Number of examinees and average scores for the SP tests over the last 5 years (FY2006 to FY2010)

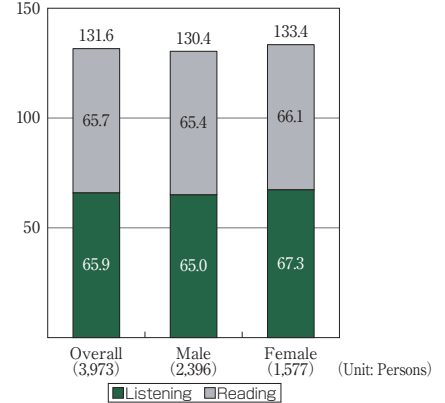


■ SP test in FY2010

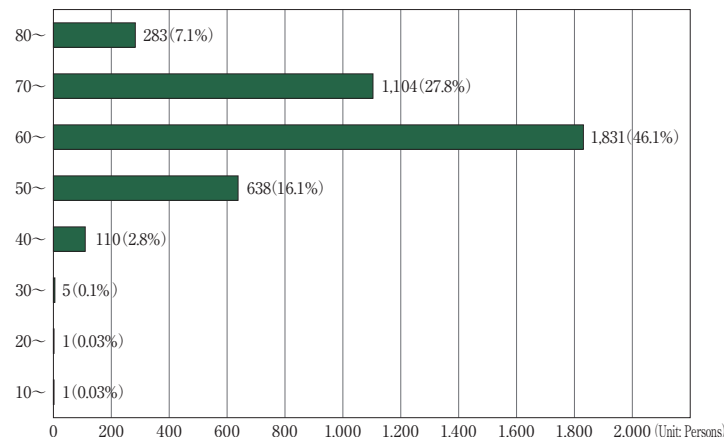
II-2 Total score distribution for the SP test (3,973 examinees)



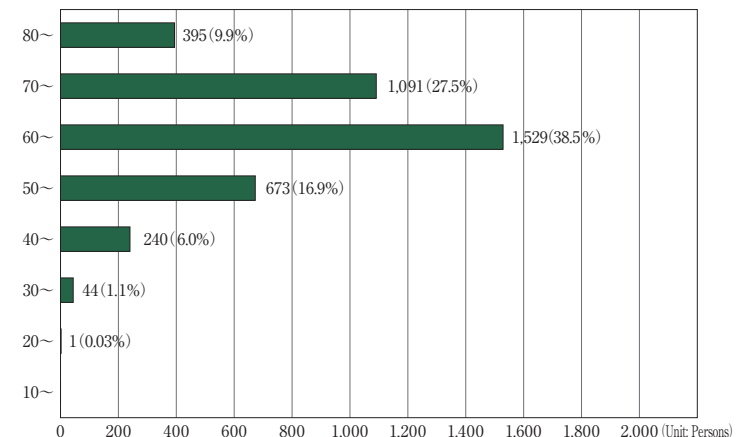
II-5 Average scores for the SP test



II-3 Listening score distribution for the SP test (3,973 examinees)

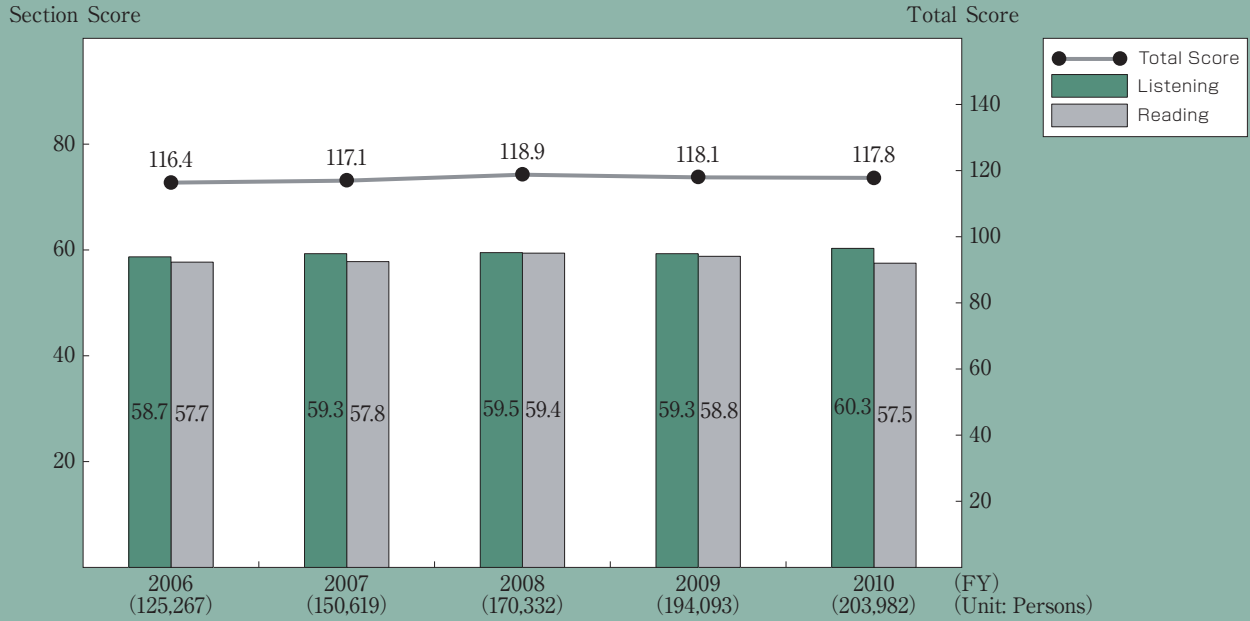


II-4 Reading score distribution for the SP test (3,973 examinees)



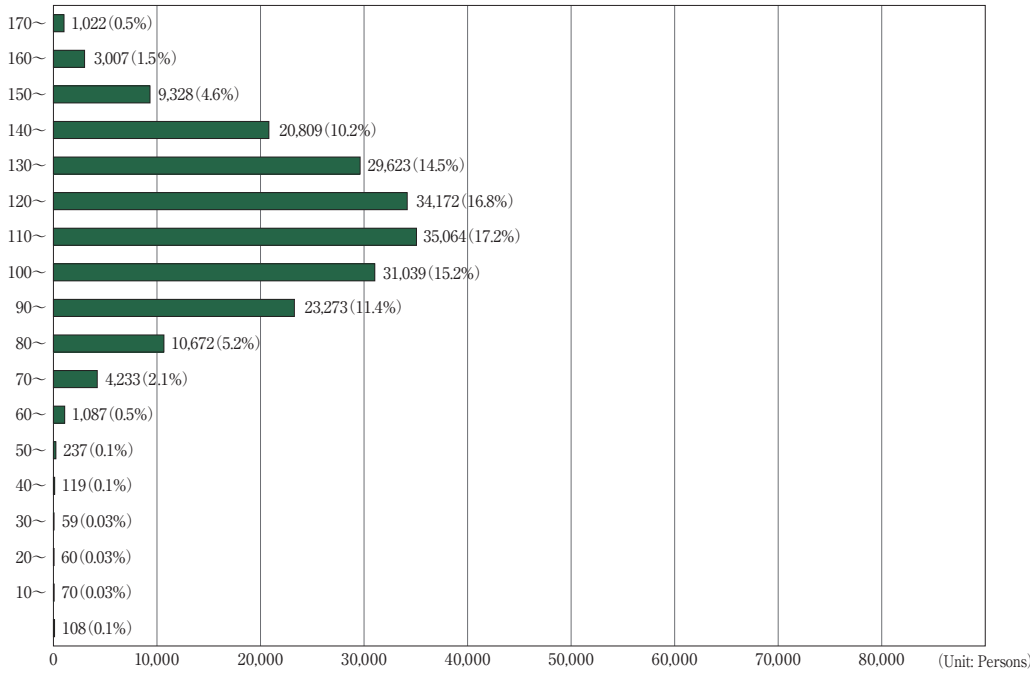
III IP test data (Overall)

III-1 Number of examinees and average scores for the IP tests over the last 5 years (FY2006 to FY2010)

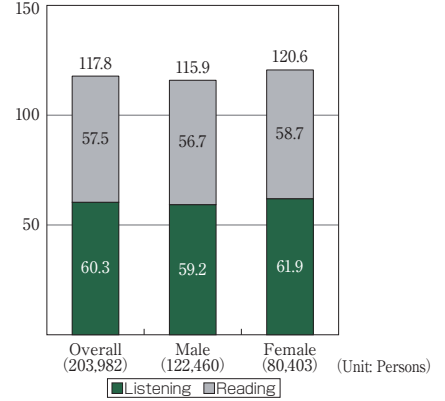


III IP test in FY2010 (Overall)

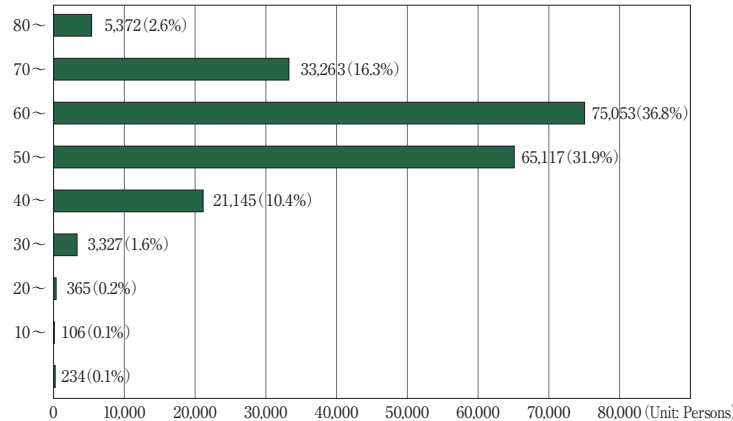
III-2 Total score distribution for the IP test (Overall) (203,982 examinees)



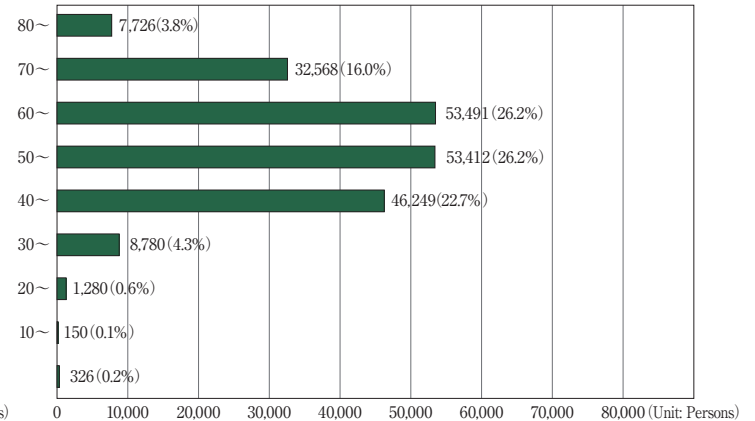
III-5 Average scores for the IP test (Overall)



III-3 Listening score distribution for the IP test (Overall) (203,982 examinees)

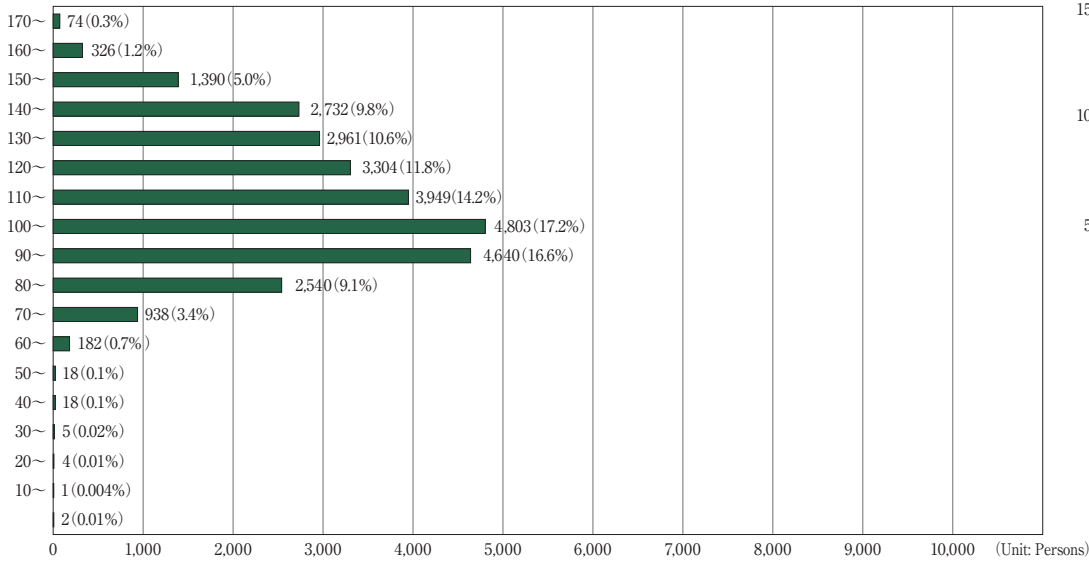


III-4 Reading score distribution for the IP test (Overall) (203,982 examinees)

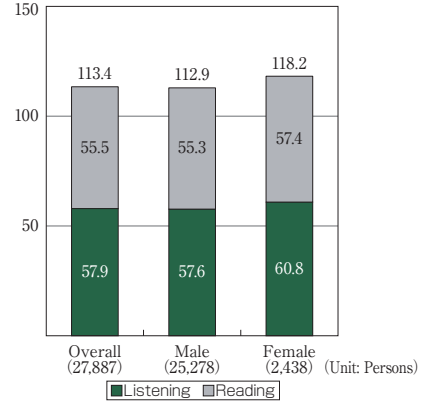


**IP test in FY2010 (Companies and organizations)** (Charts show data for the IP tests conducted by companies, government and municipal offices, and non-profit organizations)

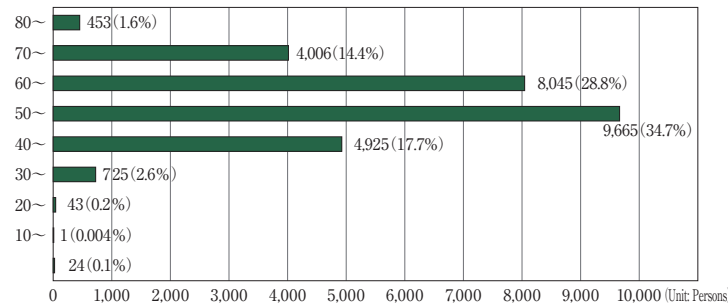
**III-6 Total score distribution for the IP test (Companies and organizations) (27,887 examinees)**



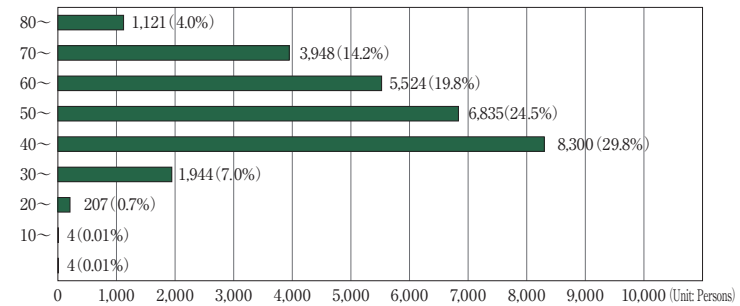
**III-9 Average scores for the IP test (Companies and organizations)**



**III-7 Listening score distribution for the IP test (Companies and organizations) (27,887 examinees)**

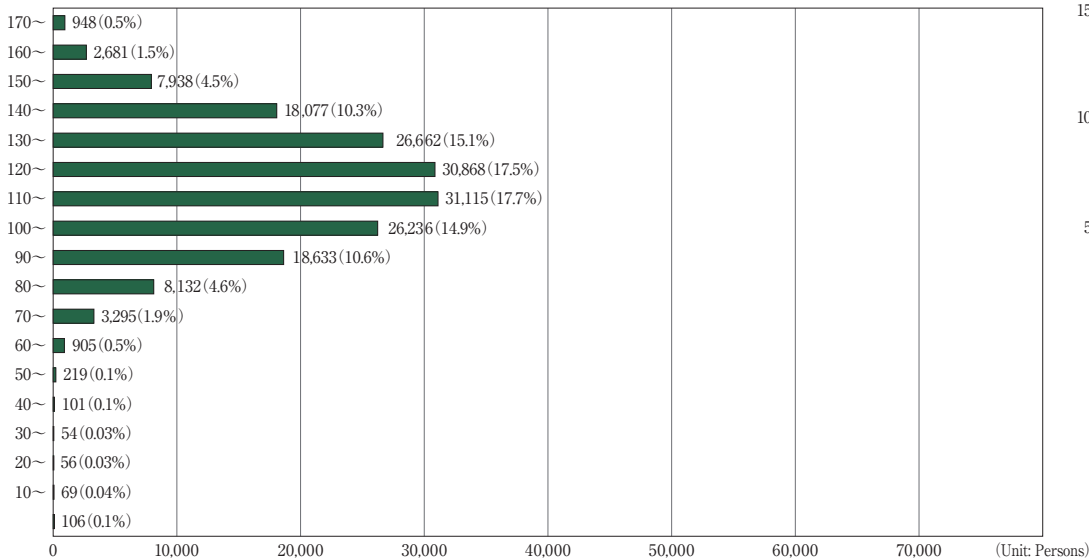


**III-8 Reading score distribution for the IP test (Companies and organizations) (27,887 examinees)**

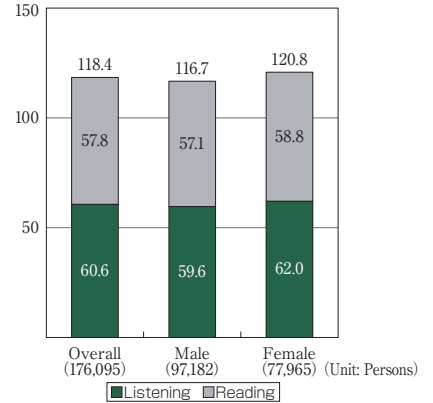


**IP test in FY2010 (Schools)** (Charts show data for the IP tests conducted by educational institutions, including senior high schools, technical colleges, junior colleges, universities, graduate schools and vocational schools)

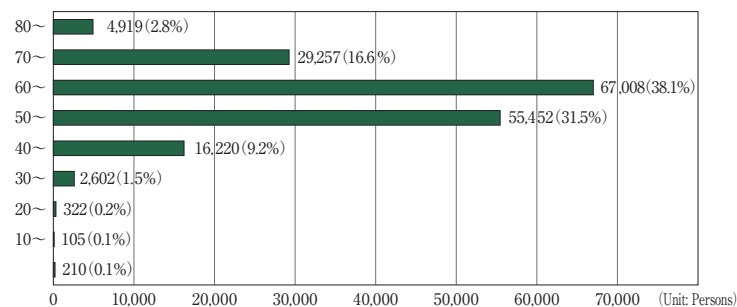
**III-10 Total score distribution for the IP test (Schools) (176,095 examinees)**



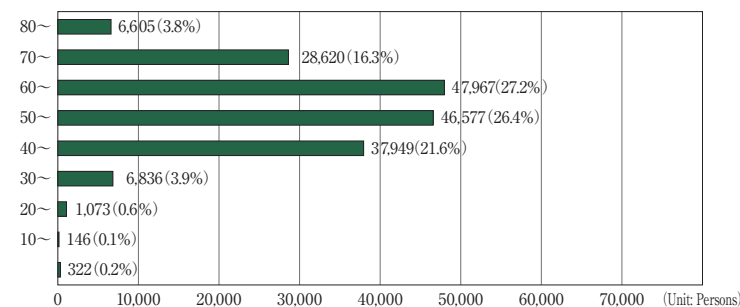
**III-13 Average scores for the IP test (Schools)**



**III-11 Listening score distribution for the IP test (Schools) (176,095 examinees)**

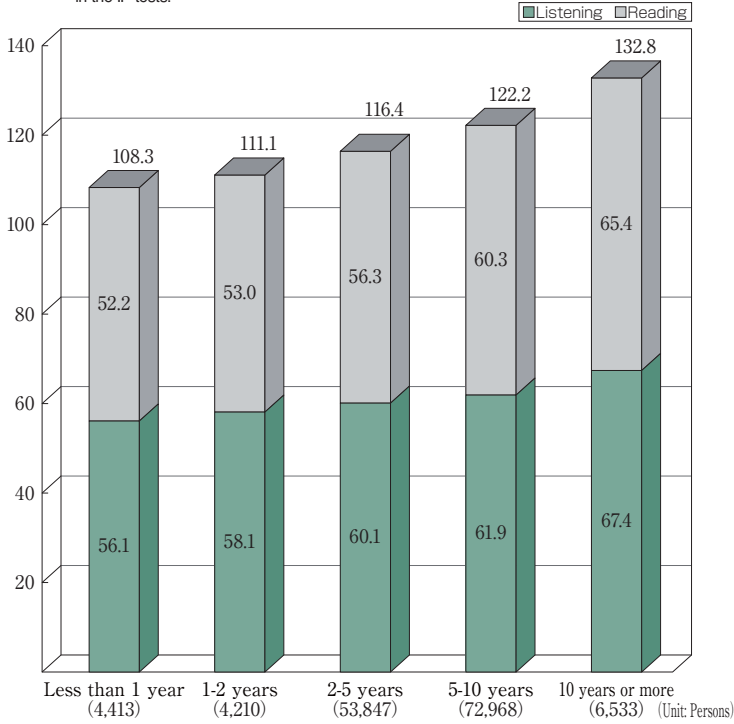


**III-12 Reading score distribution for the IP test (Schools) (176,095 examinees)**



III-14 Number of examinees and average scores by the total number of years of studying English

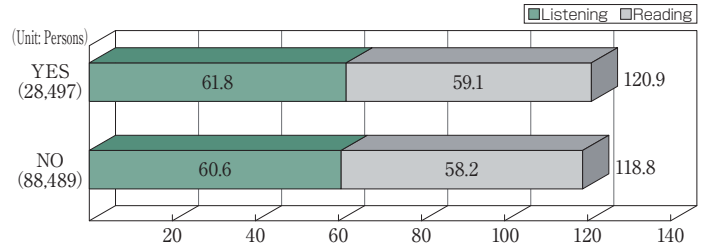
Data has been obtained from examinees who filled in the section on "English Study History" in the IP tests.



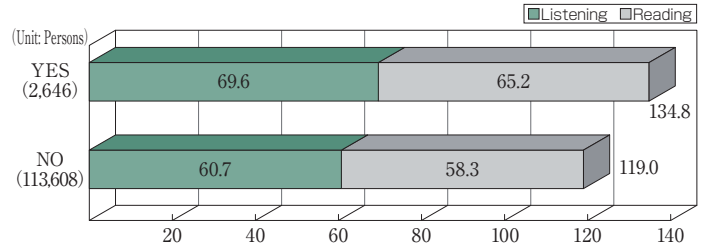
III-15 Status of English usage/overseas experience and TOEIC Bridge scores

Data has been obtained from examinees who answered the following questions in the IP tests (yes/no answers).

① Do you need to write, read, or communicate in English in your daily life?



② Have you ever stayed in a foreign country where you had to speak mainly in English in daily life for 6 months or more?

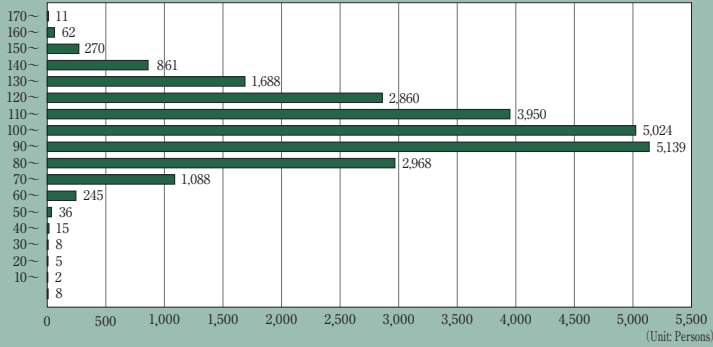


III-16 TOEIC Bridge scores of examinees with STEP grade

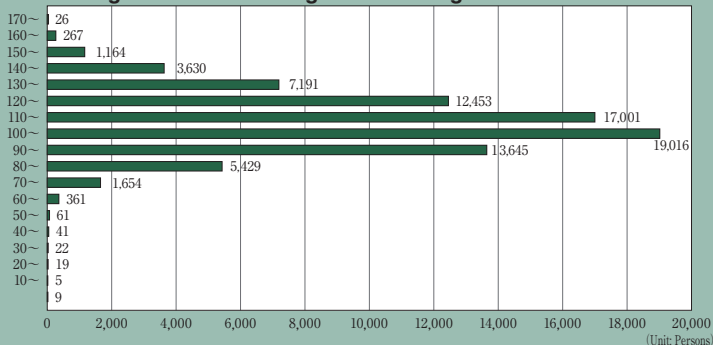
Data has been obtained from examinees who filled in the following section in the IP tests conducted from November 2001 to March 2011 (Data for groups with a small population has been omitted).

Indicate the STEP grade that you attained during the past year, if relevant.

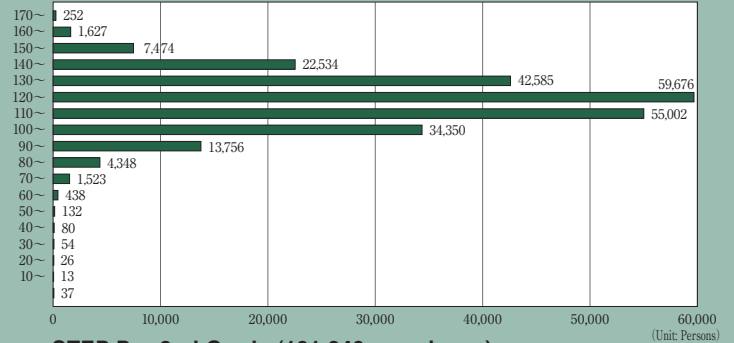
STEP 5th Grade (24,240 examinees)  
Average score <Listening 54.3/Reading 51.4/Total 105.7>



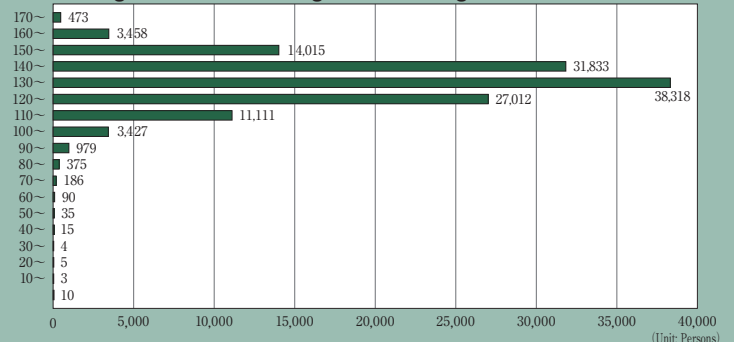
STEP 4th Grade (81,994 examinees)  
Average score <Listening 56.4/Reading 54.1/Total 110.5>



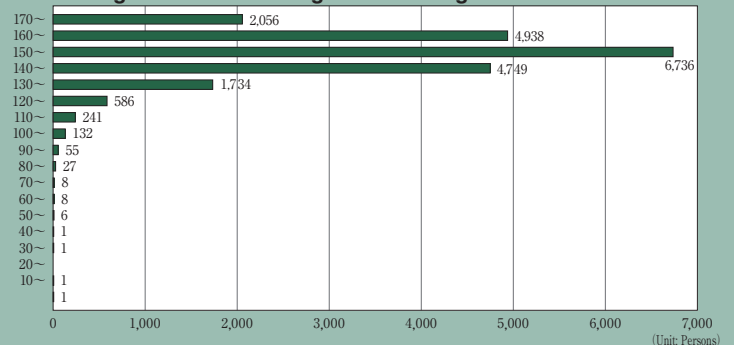
STEP 3rd Grade (243,907 examinees)  
Average score <Listening 61.0/Reading 59.8/Total 120.8>



STEP Pre-2nd Grade (131,349 examinees)  
Average score <Listening 67.3/Reading 67.1/Total 134.4>



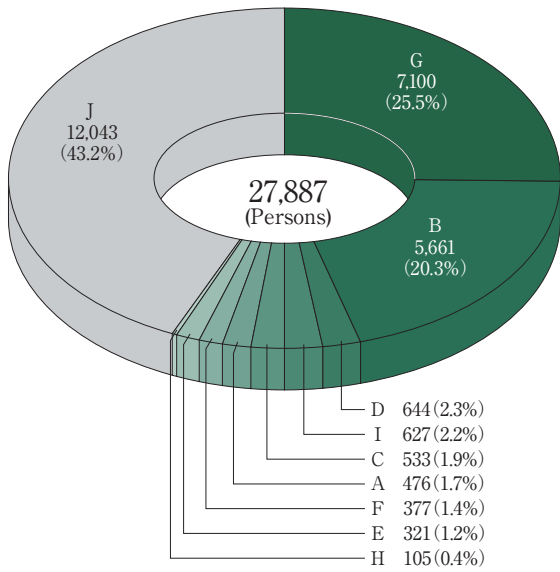
STEP 2nd Grade (21,280 examinees)  
Average score <Listening 75.8/Reading 76.7/Total 152.5>



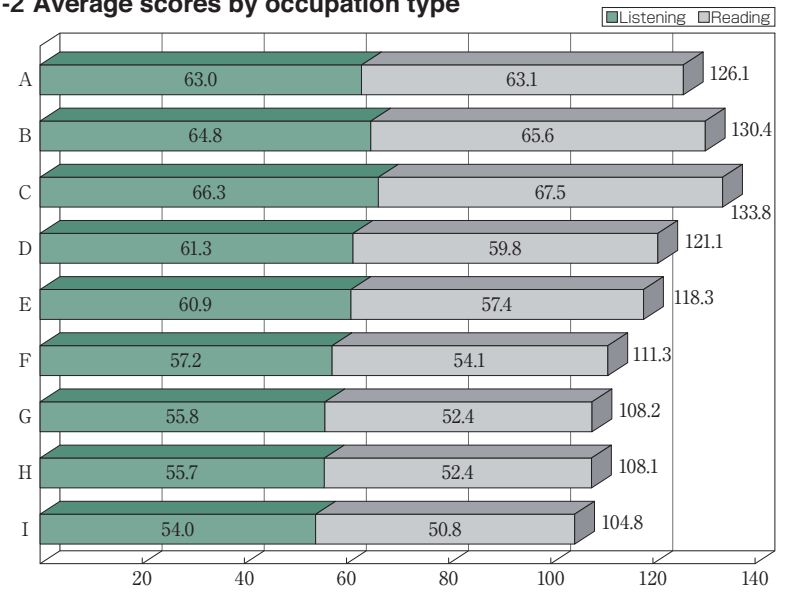
IV IP test data (Companies and organizations)

A: Management B: Specialists, researchers, and technical specialists C: Sales and marketing D: Office work assistants E: Service-oriented posts F: Machinery maintenance/control staff and technical works G: Manufacturing H: Transportation I: Field operations J: No answer

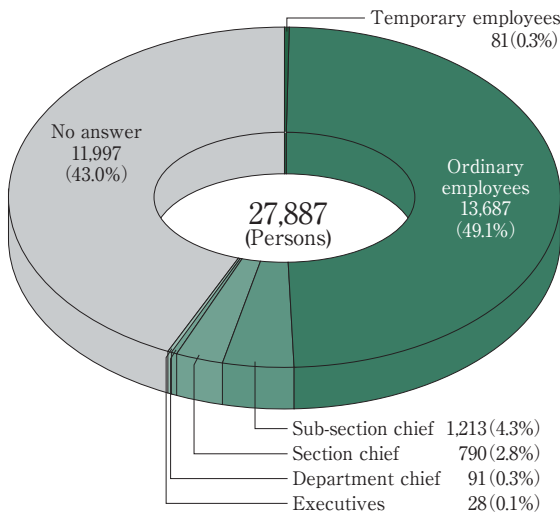
IV-1 Number of examinees by occupation type



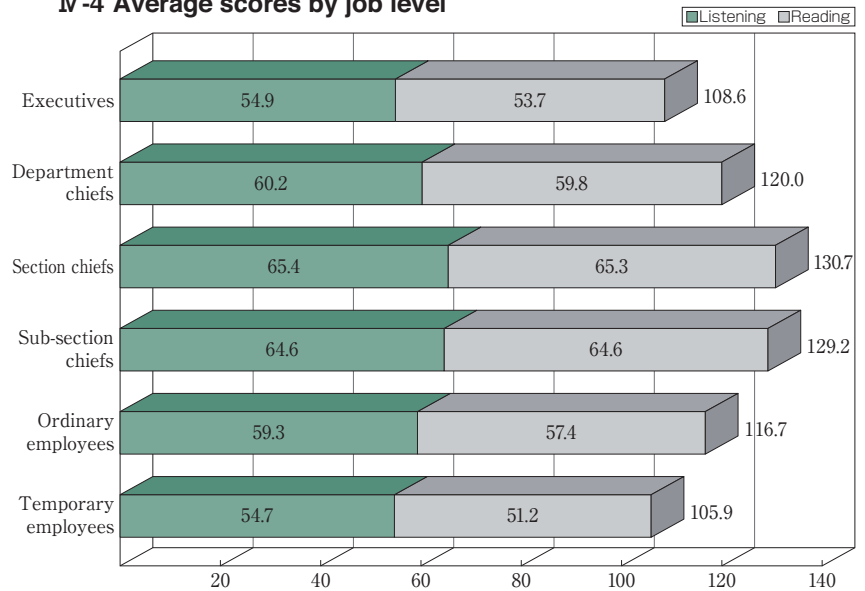
IV-2 Average scores by occupation type



IV-3 Number of examinees by job level

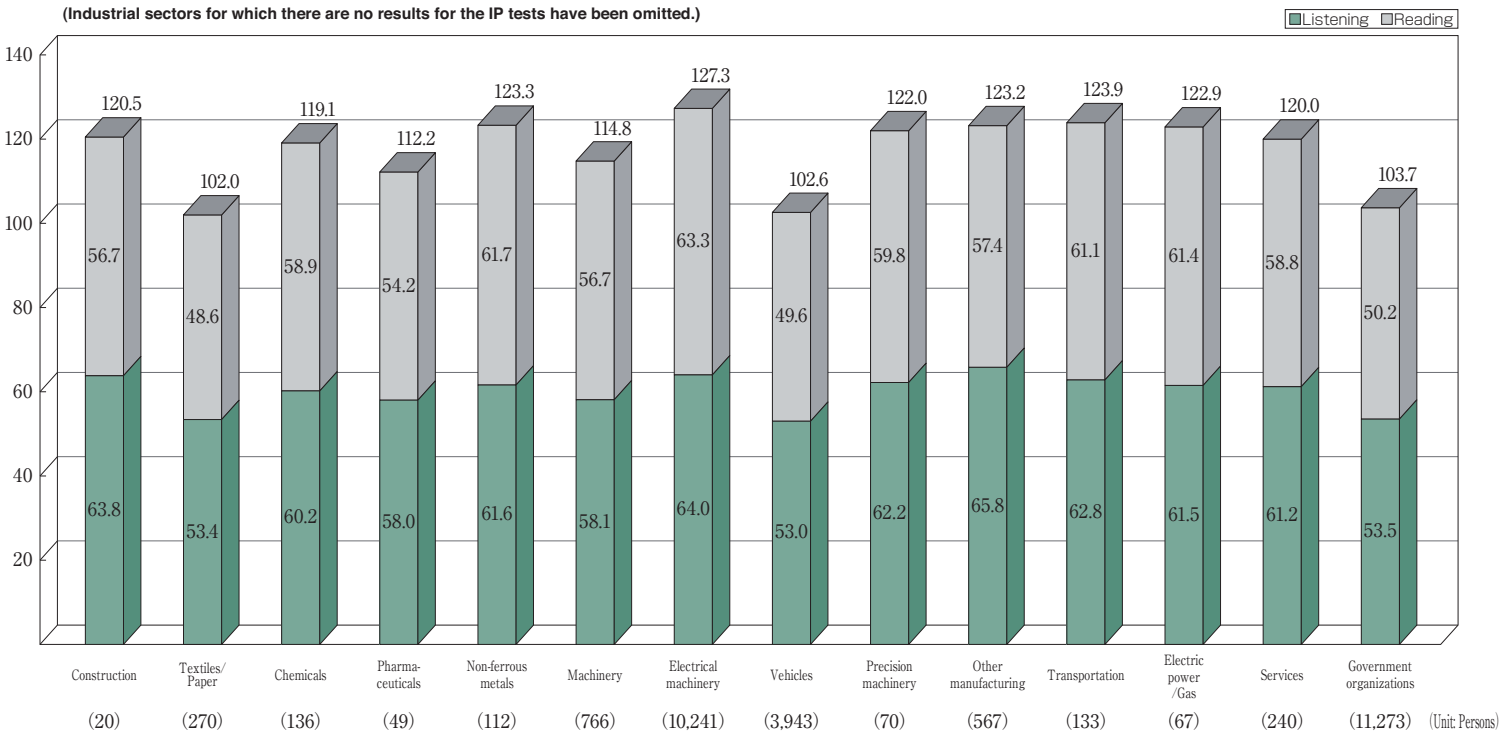


IV-4 Average scores by job level



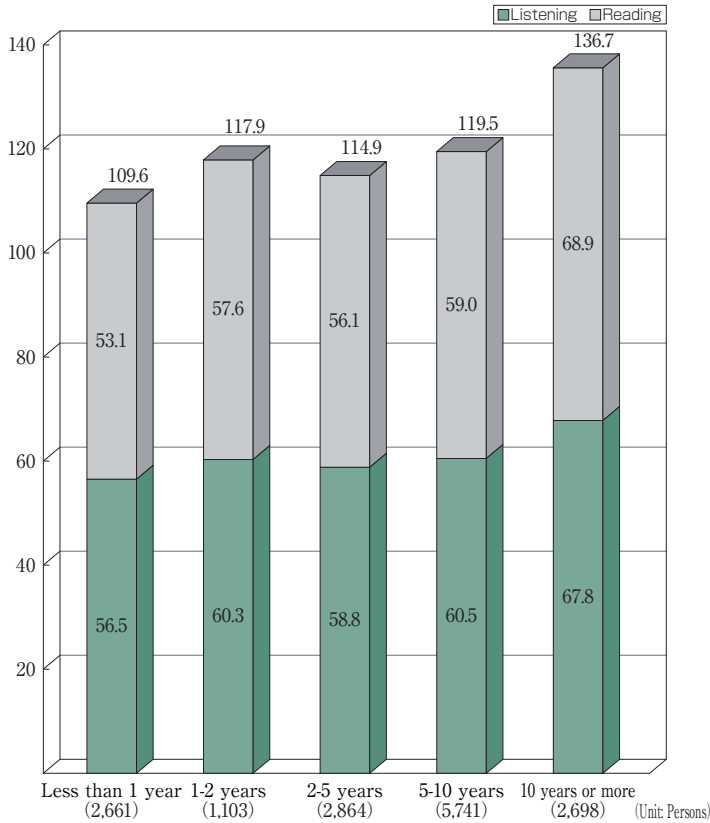
IV-5 Number of examinees and average scores by industry

(Industrial sectors for which there are no results for the IP tests have been omitted.)



**IV-6 Number of examinees and average scores by the total number of years of studying English**

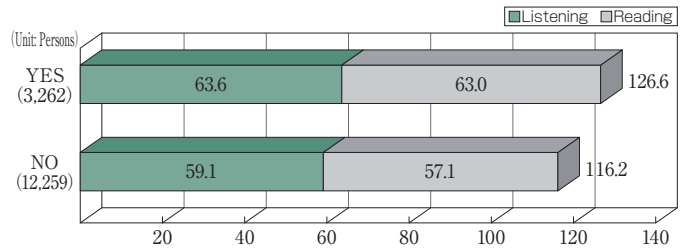
Data has been obtained from examinees who filled in the section on "English Study History" in the IP tests conducted by companies and organizations.



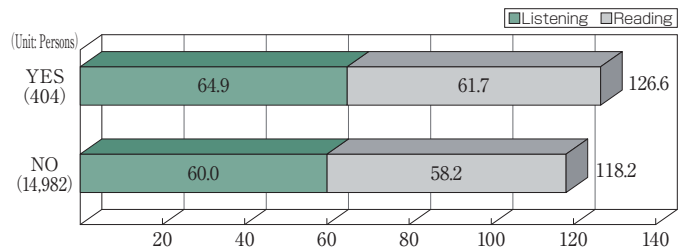
**IV-7 Status of English usage/overseas experience and TOEIC Bridge scores**

Data has been obtained from examinees who answered the following questions in the IP tests conducted by companies and organizations (yes/no answers).

① Do you need to write, read, or communicate in English in your daily life?

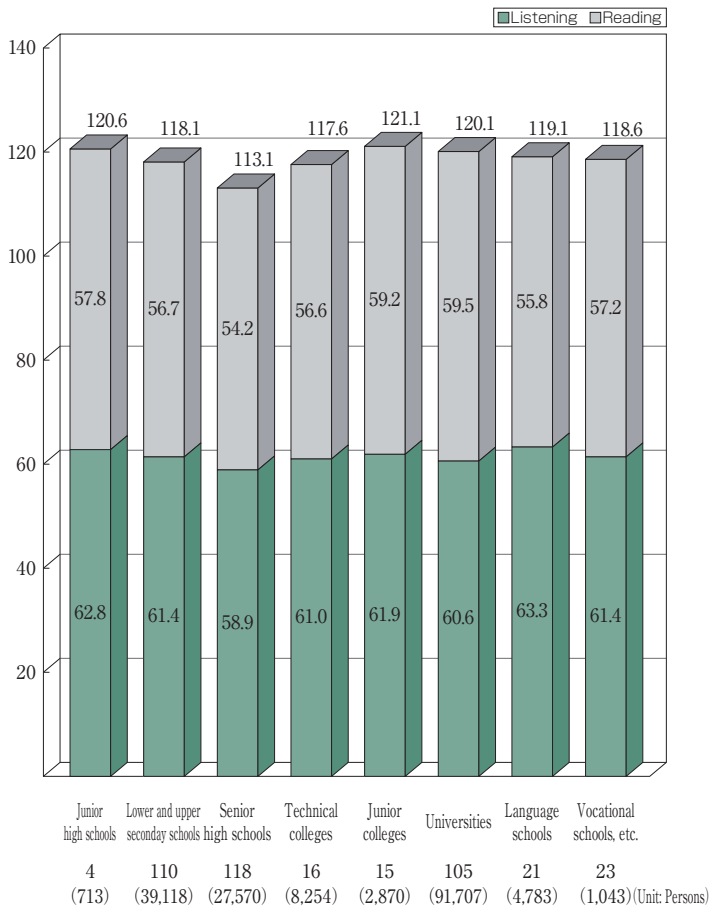


② Have you ever stayed in a foreign country where you had to speak mainly in English in daily life for 6 months or more?



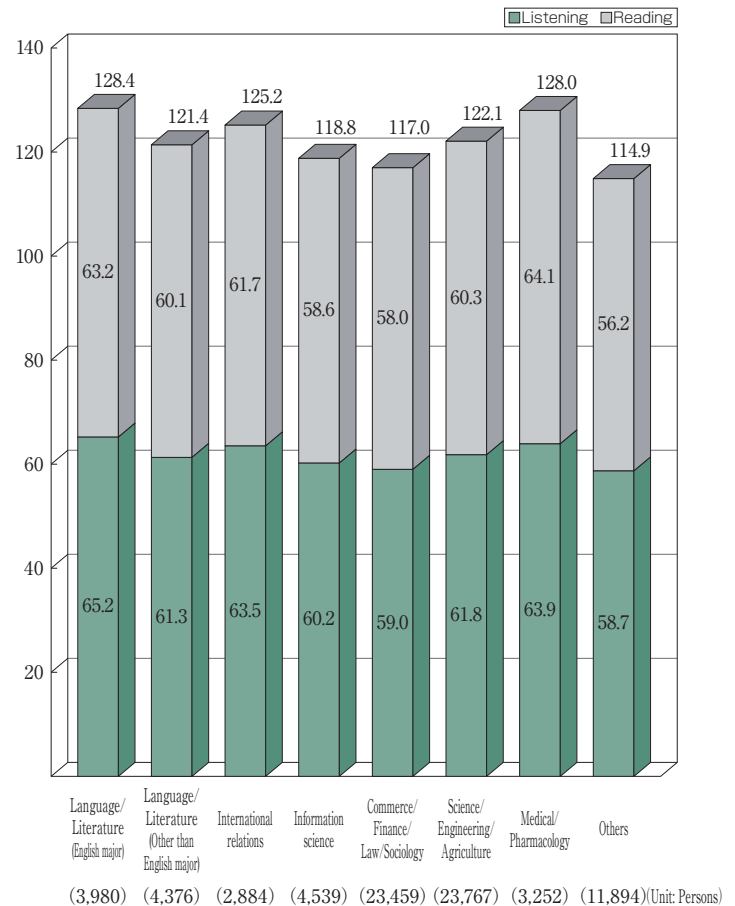
**V IP test data (Schools)**

**V-1 Number of examinees and average scores by school type**



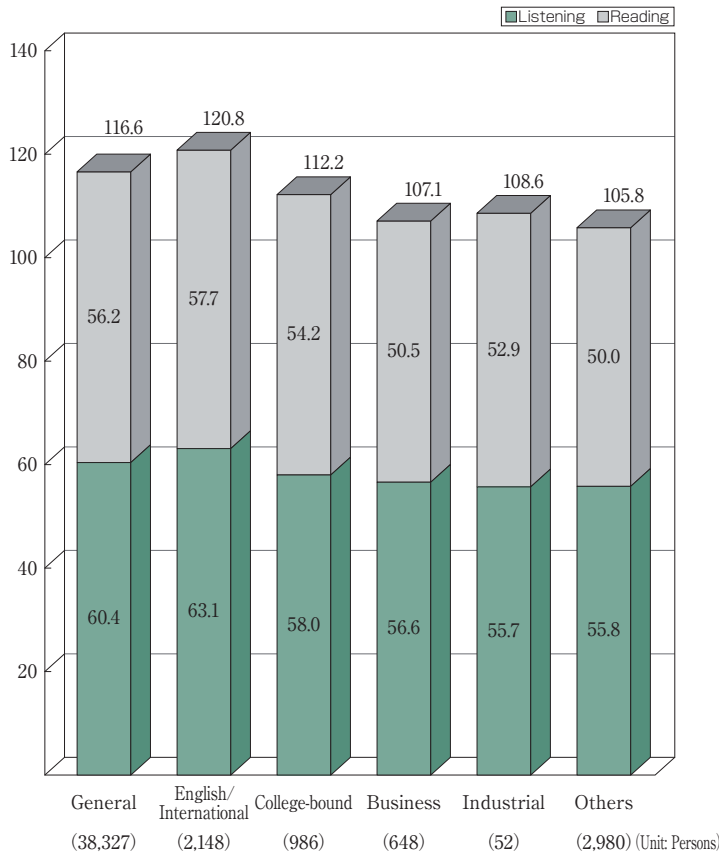
**V-2 Number of examinees and average scores by type of major**

Data has been obtained from examinees who filled in the section on "Major" in the IP tests conducted by universities, junior colleges, vocational schools and technical colleges.



**V-3 Number of examinees and average scores by senior high school department/course**

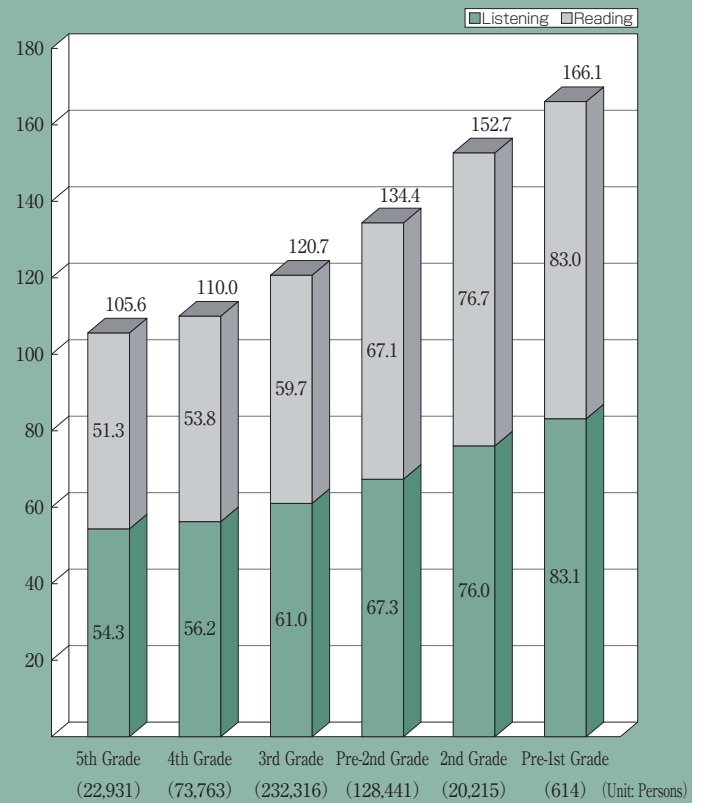
Data has been obtained from examinees who filled in the section on "Department/Course" in the IP tests conducted by senior high schools.



**V-4 Number of examinees and average scores by STEP grade**

Data has been obtained from examinees who filled in the sections below in the IP tests conducted by educational institutions from November 2001 to March 2011.

Indicate the STEP grade you attained during the past year, if relevant.

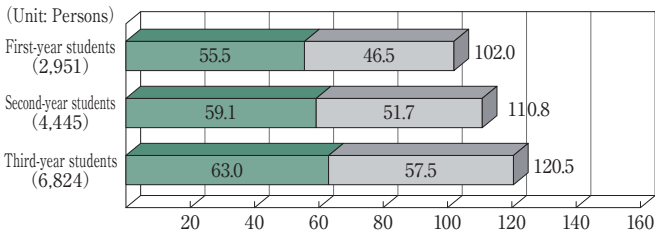


**V-5 Number of examinees and average scores by grade**

Data has been obtained from examinees who filled in the section on "Educational Background (Type of School/Grade)" in the IP tests conducted by educational institutions including language schools, vocational schools and preparatory schools (Grades with a small population have been omitted).  
Data does not correspond to the number of examinees in V-1 "Number of examinees and average scores by type of school" on page 7.

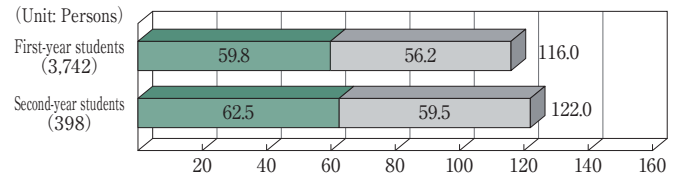
**Junior high school (14,220 examinees)**

Average score <Listening 60.2/Reading 53.4/Total 113.6>



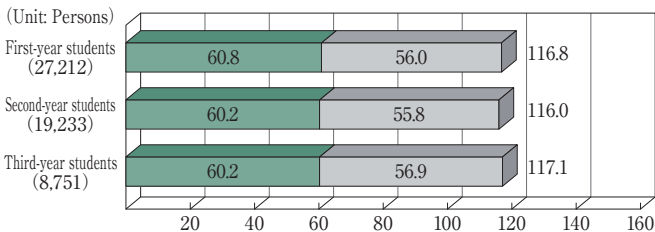
**Junior college (4,140 examinees)**

Average score <Listening 60.0/Reading 56.6/Total 116.6>



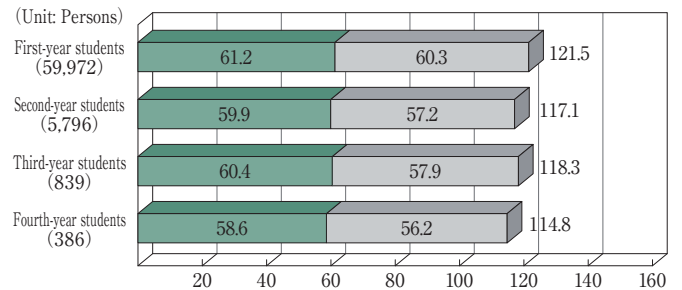
**Senior high school (55,196 examinees)**

Average score <Listening 60.5/Reading 56.1/Total 116.6>



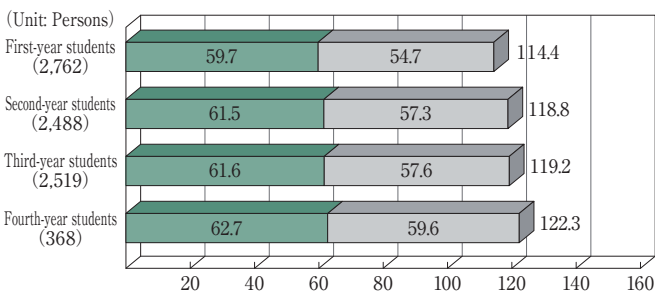
**University (66,993 examinees)**

Average score <Listening 61.0/Reading 60.0/Total 121.0>



**Technical college (8,140 examinees)**

Average score <Listening 61.0/Reading 56.6/Total 117.6>



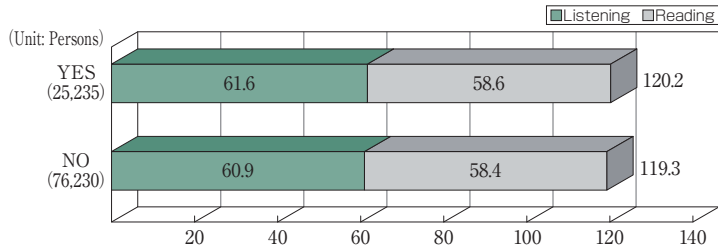
**Reference**

**Primary school (174 examinees)**  
Average score <Listening 62.9/Reading 50.9/Total 113.8>  
**Vocational school (322 examinees)**  
Average score <Listening 59.1/Reading 55.2/Total 114.3>

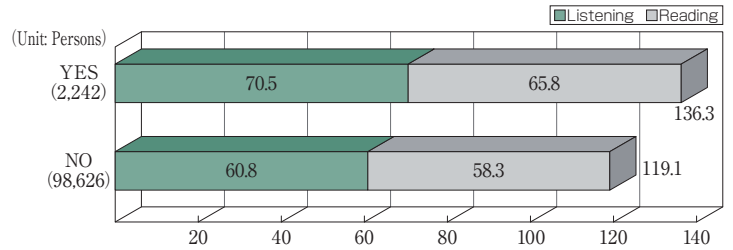
**V-6 Status of English usage/overseas experience and TOEIC Bridge scores**

Data has been obtained from examinees who answered the following questions in the IP tests conducted by educational institutions (yes/no answers).

① Do you need to write, read, or communicate in English in your daily life?

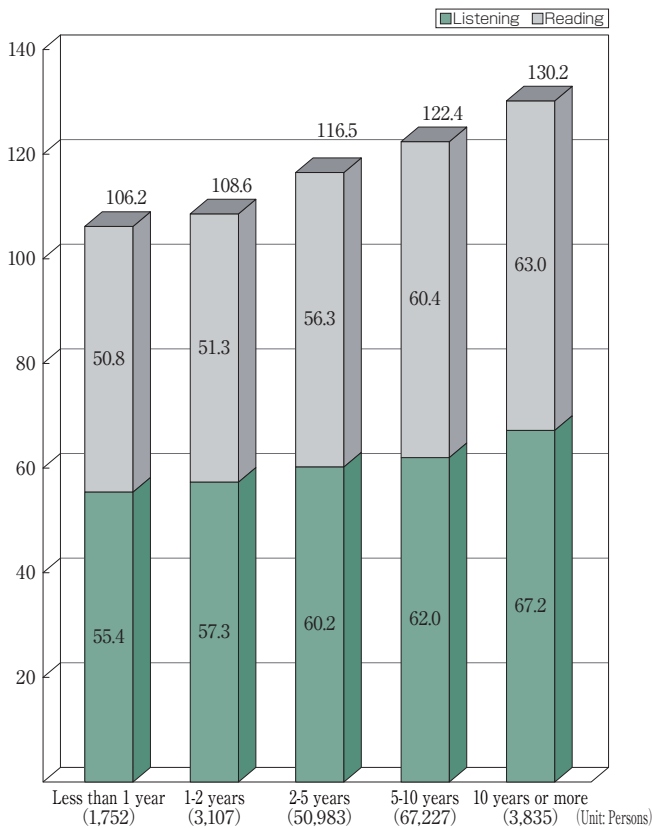


② Have you ever stayed in a foreign country where you had to speak mainly in English in daily life for 6 months or more?



**V-7 Number of examinees and average scores by the total number of years of studying English**

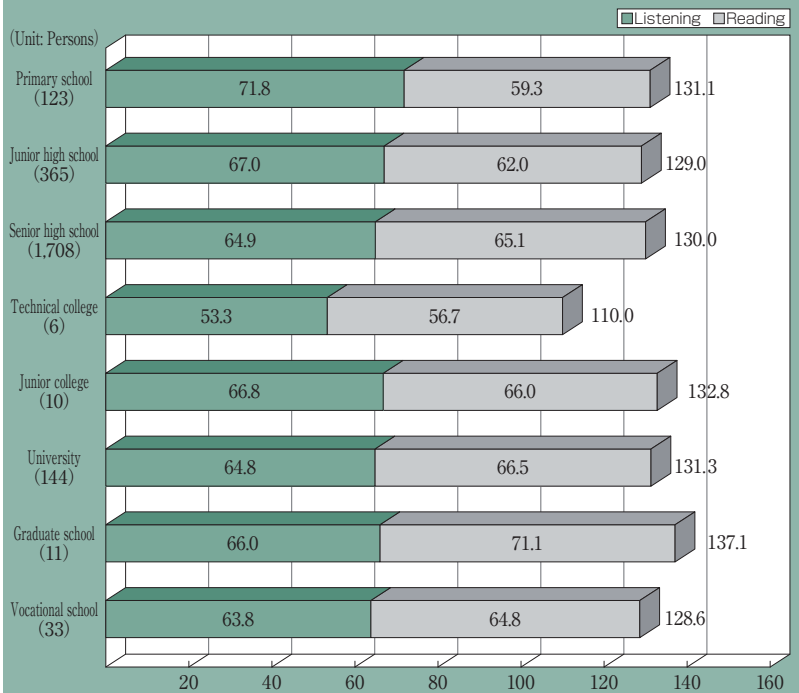
Data has been obtained from examinees who filled in the section on "English Study History" in the IP tests conducted by educational institutions.



**Reference**

**V-8 Number of examinees and average scores for the SP test in FY2010 by type of school**

Total: 2,400 examinees  
Average score <Listening 65.6/Reading 64.4/Total 130.0>



**VI Secure Program (SP) and Institutional Program (IP) tests**

|                     | Secure Program   | Institutional Program  |
|---------------------|--|--|
| <b>Test date</b>    | Fixed by IIBC at four times per year (March, June, September and November)   | At the convenience of the conducting organization  |
| <b>Test place</b>   | Fixed by IIBC  | At the convenience of the conducting organization  |
| <b>Test method</b>  | Administered by IIBC   | Administered by the conducting organization following the administration manual  |
| <b>Application</b>  | Individual application: Apply individually to IIBC<br>Group application: 10 or more examinees per group                    | Apply through the contact person of the conducting organization (Restricted to groups of 10 or more examinees at any one time)   |
| <b>Test results</b> | Mailed to the examinee in a confidential envelope within 35 days of the test date<br>*Official Score Certificate is issued | Mailed the following two items to the contact person within 5 business days (excluding Saturdays, Sundays, holidays, and the period at the end and beginning of the year) of the receipt of the test materials<br>• Score Roster • Score Report<br>*Official Score Certificate is not issued |



Issued by: **The Institute for International Business Communication**  
Official website: <http://www.toEIC.or.jp>

**I I B C**

---

**TOKYO** : Sanno Grand Building, 2-14-2 Nagata-cho, Chiyoda-ku, Tokyo 100-0014 TEL. (03) 5521-5901  
**NAGOYA** : Nishiki Park Building, 2-4-3 Nishiki, Naka-ku, Nagoya, Aichi 460-0003 TEL. (052) 220-0282  
**OSAKA** : Midosuji SG Building, 3-6-1 Bakuromachi, Chuo-ku, Osaka 541-0059 TEL. (06) 6258-0221